



PO Box 18
208 Eagle Street
Meriden, IA 51037-0018
Phone: 712 / 443-8222
From Archer: 723-8222
Website: www.cmltelephone.com



MyTVs App



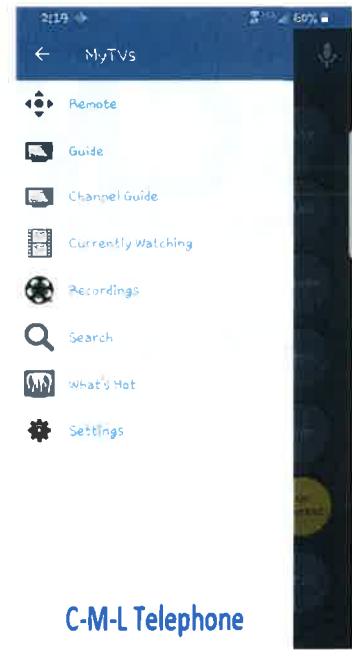
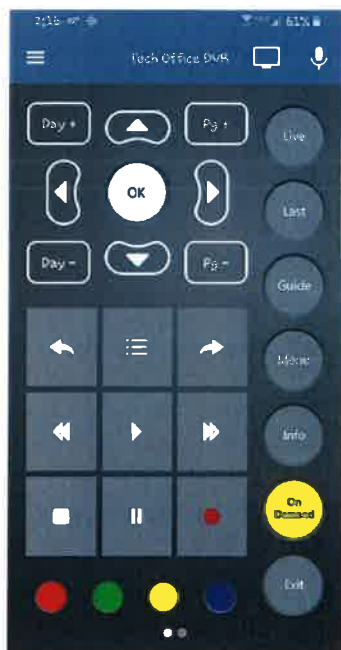
Manage your DVR recordings from anywhere. With the MyTVs app, you can connect to your DVR enabled set-top boxes to schedule and manage DVR recordings even when you are not at home. You will be able to schedule new recordings or view currently being recorded programs. Additionally, you can view and search the TV program guide for your favorite shows or programs.

FEATURES:

- * View and Search TV program guide.
- * Filter channels on TV program guide by subscribed and favorites.
- * View list of recordings from all DVR enabled set-top boxes.
- * Manage all DVR recordings including scheduling a one-time or series, deleting existing, viewing currently recording, and organizing in folders.
- * Perform remote control functions including changing channels.
- * Local Channel Streaming where available



- Select menu on your TV remote
- Navigate down to the 'Settings' menu button
- Select 'Apps' at the top of the menu
- Select 'Device Code'
- A 6-digit code will appear on the screen
- Enter that 6-digit code into the space above
- * Only 5 accounts allowed on device *



C-M-L Telephone

MyTVs Application - Voice Commands

Through the MyTVs app on Android Smartphones and iPhones, subscribers are able to request a channel change, search for programming, play a recording, or complete many other important remote-control functions.

Basic commands:

- Ok
- Exit
- Information/Info

Trick Play:

- Play
- Pause
- Jump Forward/Backward

Guide Control:

- Day Up/Day Down
- Page Up/Page Down • Up/Down DVR: • Recording(s)
- Current Recordings/Recordings Current
- Future Recordings/Recordings Future

And more.

